

ATON SOLAR
LIGHTENING WORLD



Aton Solar Panel





About Us

Aton Solar has been established in Delhi NCR India in 2015. Founding purpose; to produce high performance solar power products that convert sunlight into electricity for residents, commercial and utility-scale power in domestic market and moreover make a strategic role in international market.

Aton Solar, have done many projects in the renewable energy industry . The group has been awarded by CII as most promising Indian startup in 2016, World Innovation Congress as top 50 technology leaders of the world, Top 1000 sustainable solution in world by Solar Impulse foundation, Switzerland.

Aton Solar guarantees 10 years product durability, 10 years 90% efficiency and 25 years 80% linear efficiency to the panels it produces. Aton Solar, with 100 MW yearly capacity, serve to contribute to the solar sector by moving towards a single direction together with our partners and clients with closely following the improvements in the field, offering new solutions to the market with keeping the customer satisfaction top priority without compromising on the quality. We specialize in distributing our top-of-the-line supplies to businesses all over the world, while also maintaining great options for your personal needs. We invite you to explore our Solar World to find out why we are the best Solar Energy Solutions Supplier in the industry.



Vision

Aton Solar, as a global company that offers innovative solutions to the market, by following all the developments in the solar energy industry with our expert staff.

Mission

Keeping customer satisfaction at the highest level without sacrificing quality, improving and sustaining our services, Keeping customer satisfaction at the highest level without sacrificing quality, improving and sustaining our services, Prioritizing Research and Development (R&D) studies for the development of solar energy systems.

Ataru Poly Crystalline Series,72 Cell Modules

Electrical Data

All data refers to STC [AM 1.5, 1000 W/m², 25°C]

Peak Power P _{max} (Wp)	310	315	320	325	330	335	340
Maximum Voltage V _{mpp} (V)	39.87	39.82	40.09	40.25	40.33	40.4	40.61
Maximum Current I _{mp} (A)	7.82	7.94	8.01	8.09	8.2	8.31	8.39
Open Circuit Voltage V _{oc} (V)	46.14	46.37	46.65	46.81	46.98	47.07	47.23
Short Circuit Current I _{sc} (A)	8.49	8.61	8.69	8.76	8.83	8.99	9.07
Module Efficiency (%)	16.51	16.75	16.83	16.87	17.01	17.06	17.1

1) STC:1000W/m² irradiance, 25°C cell temperature, AM1.5g spectrum according to EN 60904-3.
Average relative efficiency reduction of 5% at 200W/m² according to EN 60904-1.

Temperature Coefficients (Tc)

permissible operating conditions

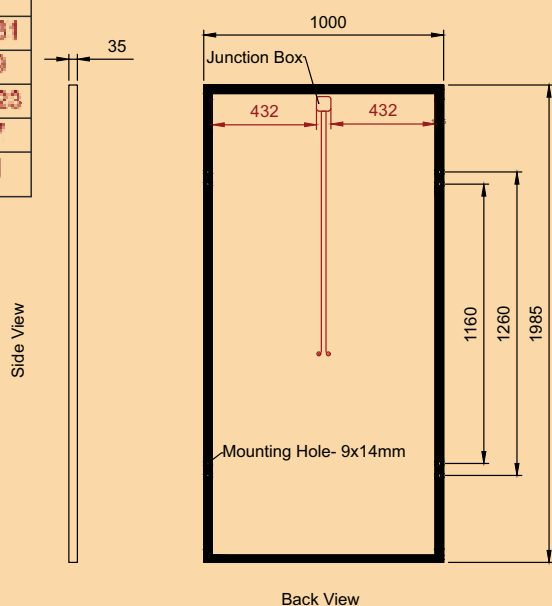
Tc of Open Circuit Voltage (β)	-0.31%/C
Tc of Short Circuit Current (α)	0.0402%/C
Tc of Power (γ)	-0.426%/C
Maximum System Voltage	1500V
NOCT	45C + 2C
Temperature Range	-40C TO +85C

Mechanical Data

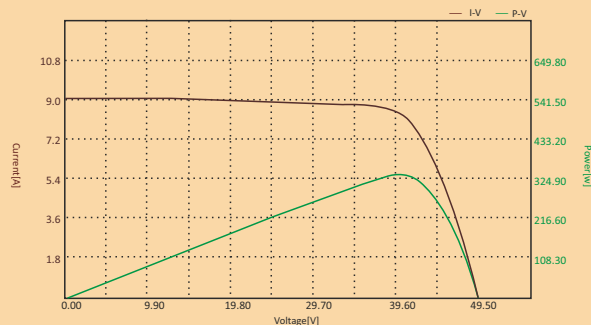
Length X Width X Height	1985 x 1000 x 35
Weight	21.8 Kgs
Junction Box	IP 68, 3By Pass Diodes
Cable & Connectors	1000mm Length Mc4 Connectors
Application Class	Class A (Safety Class II)
Superstrate	3.2mm High Transmission Low Iron Tempered Glass, AR Coated
Cells	72 Cells, 5BB Cells, Poly
Cell Encapsulant	EVA Fast Curing
Back Sheet	Composite Film
Frame	Anodized Al Alloy Type 6063
Mechanical Load Test	5400 PA

Dimensions

in mm



ModuleName: ASPV340ATARU



Warranty and Certifications

Product Warranty**	10 Years
Performance warranty**	Linear power warranty for 25 Years
Approvals and Certificates	IEC 61215, IEC 61730 Part 1 & 2




IS 14286:2010
IS 61730
IS 61730 (2)



R-96003573



Performance warranty



Packaging Information

Container	20'GP	40'GP	40'HC
Pallets/Container	10	12	24
Pieces/Container	250	300	600

Ataru Mono Crystalline Series, 72 Cell Modules

Electrical Data

All data refers to STC [AM 1.5, 1000 W/m², 25°C]

Peak Power P _{max} (Wp)	380	385	390	395	400	405	410
Maximum Voltage V _{mpp} (V)	39.67	39.82	40.09	40.25	40.33	40.4	40.61
Maximum Current I _{mp} (A)	9.61	9.69	9.75	9.81	9.93	10.05	10.14
Open Circuit Voltage V _{oc} (V)	49.03	49.05	49.1	49.13	49.15	49.21	49.25
Short Circuit Current I _{sc} (A)	10.35	10.38	10.4	10.47	10.52	10.59	10.64
Module Efficiency (%)	21.2	21.4	21.6	21.8	22	22.2	22.4

1) STC: 1000W/m² irradiance, 25°C cell temperature, AM1.5g spectrum according to EN 60904-3.
Average relative efficiency reduction of 5% at 200W/m² according to EN 60904-1.

Temperature Coefficients (Tc)

permissible operating conditions

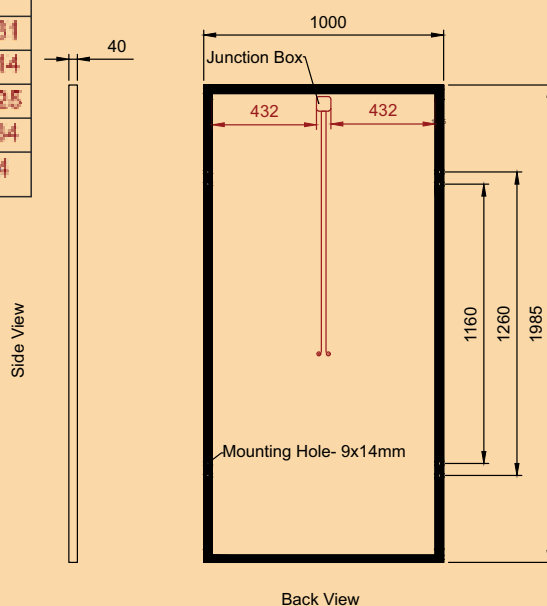
Tc of Open Circuit Voltage (β)	-0.31%/C
Tc of Short Circuit Current (α)	0.0402%/C
Tc of Power (γ)	-0.426%/C
Maximum System Voltage	1500V
NOCT	45C + 2C
Temperature Range	-40C TO +85C

Mechanical Data

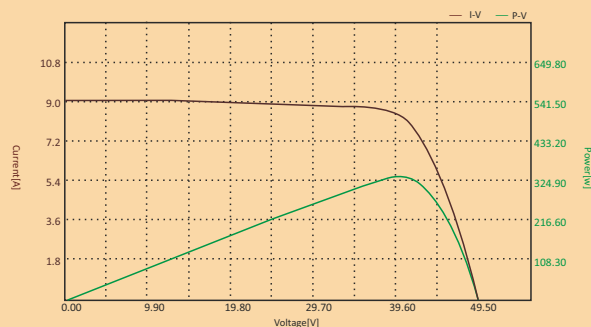
Length X Width X Height	1985 x 1000 x 40
Weight	21.8 Kgs
Junction Box	IP 68, 3By Pass Diodes
Cable & Connectors	1000mm Length Mc4 Connectors
Application Class	Class A (Safety Class II)
Superstrate	3.2mm High Transmission Low Iron Tempered Glass, AR Coated
Cells	72 Cells, 5BB Cells, Mono
Cell Encapsulant	EVA Fast Curing
Back Sheet	Composite Film
Frame	Anodized Al Alloy Type 6063
Mechanical Load Test	5400 PA

Dimensions

in mm



ModuleName: ASPV340ATARU



Warranty and Certifications

Product Warranty**	10 Years
Performance warranty**	Linear power warranty for 25 Years
Approvals and Certificates	IEC 61215, IEC 61730 Part 1 & 2



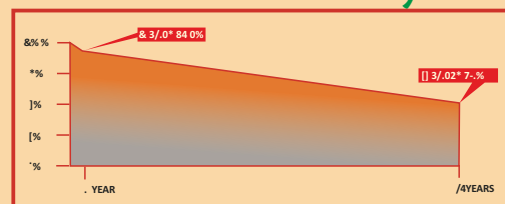
IS 14286:2010
IS 61730
IS 61730 (2)



R-96003573



Performance warranty



Packaging Information

Container	20'GP	40'GP	40'HC
Pallets/Container	10	12	24
Pieces/Container	250	300	600

Arki Poly Crystalline Series,60 Cell Modules

Electrical Data

All data refers to STC [AM 1.5, 1000 W/m², 25°C]

Peak Power P _{max} (Wp)	255	260	265	270	275	280
Maximum Voltage V _{mpp} (V)	33.18	33.41	33.54	33.61	33.67	33.84
Maximum Current I _{mp} (A)	7.85	7.94	8.02	8.10	8.31	8.39
Open Circuit Voltage V _{oc} (V)	38.64	38.88	39.01	39.15	39.23	39.38
Short Circuit Current I _{sc} (A)	8.61	8.69	8.76	8.83	8.99	9.07
Module Efficiency (%)	16.75	16.83	16.87	17.01	17.06	17.1

1) STC:1000W/m² irradiance, 25°C cell temperature, AM1.5g spectrum according to EN 60904-3.
Average relative efficiency reduction of 5% at 200W/m² according to EN 60904-1.

Temperature Coefficients (Tc)

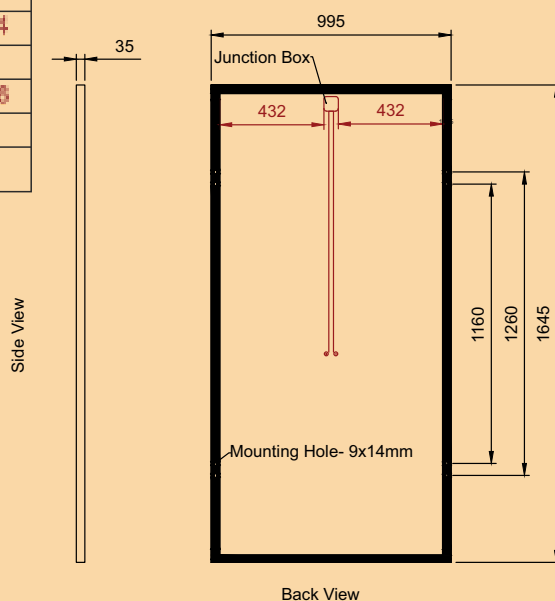
permissible operating conditions

Tc of Open Circuit Voltage (β)	-0.31%/C
Tc of Short Circuit Current (α)	0.0402%/C
Tc of Power (γ)	-0.426%/C
Maximum System Voltage	1500V
NOCT	45C + 2C
Temperature Range	-40C TO +85C

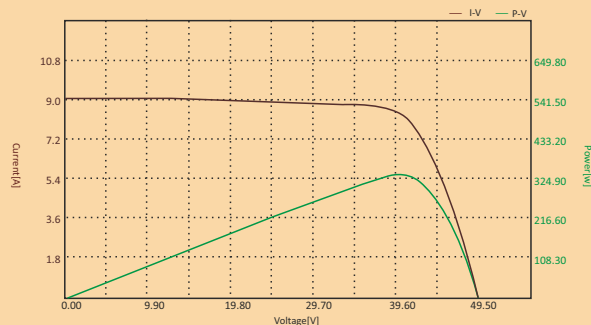
Mechanical Data

Length X Width X Height	1645 x 999 x 35
Weight	19 Kgs
Junction Box	IP 68, 3By Pass Diodes
Cable & Connectors	1000mm Length Mc4 Connectors
Application Class	Class A (Safety Class II)
Superstrate	3.2mm High Transmission Low Iron Tempered Glass, AR Coated
Cells	60 Cells, 5BB Cells, Poly
Cell Encapsulant	EVA Fast Curing
Back Sheet	Composite Film
Frame	Anodized Al Alloy Type 6063
Mechanical Load Test	5400 PA

Dimensions in mm



ModuleName: ASPV280ARKI



Warranty and Certifications

Product Warranty**	10 Years
Performance warranty**	Linear power warranty for 25 Years
Approvals and Certificates	IEC 61215, IEC 61730 Part 1 & 2




IS 14286:2010
IS 61730
IS 61730 (2)



R-96003573



Performance warranty



Packaging Information

Container	20'GP	40'GP	40'HC
Pallets/Container	10	12	24
Pieces/Container	250	300	600

Arki Mono Crystalline Series, 60 Cell Modules

Electrical Data

All data refers to STC [AM 1.5, 1000 W/m², 25°C]

Peak Power P _{max} (Wp)	320	325	330	335	340
Maximum Voltage V _{mpp} (V)	33.41	33.54	33.61	33.67	33.84
Maximum Current I _{mp} (A)	9.75	9.81	9.93	10.05	10.14
Open Circuit Voltage V _{oc} (V)	40.92	40.94	40.95	41.01	41.04
Short Circuit Current I _{sc} (A)	10.40	10.47	10.52	10.59	10.64
Module Efficiency (%)	21.8	21.8	22	22.2	22.4

1] STC: 1000W/m² irradiance, 25°C cell temperature, AM1.5g spectrum according to EN 60904-3.
Average relative efficiency reduction of 5% at 200W/m² according to EN 60904-1.

Temperature Coefficients (Tc)

permissible operating conditions

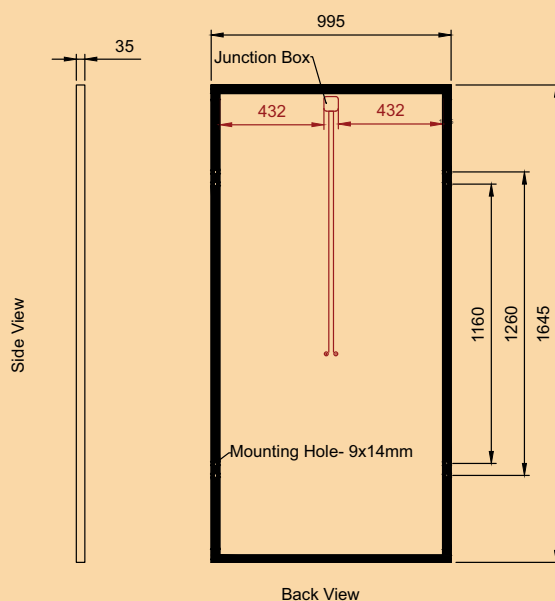
Tc of Open Circuit Voltage (β)	-0.31%/C
Tc of Short Circuit Current (α)	0.0402%/C
Tc of Power (γ)	-0.426%/C
Maximum System Voltage	1500V
NOCT	45C + 2C
Temperature Range	-40C TO +85C

Mechanical Data

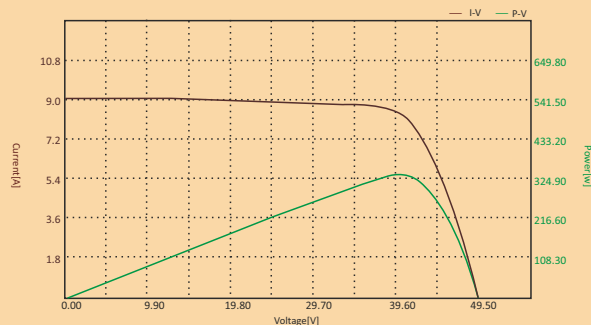
Length X Width X Height	1645 x 995 x 35
Weight	19 Kgs
Junction Box	IP 68, 3By Pass Diodes
Cable & Connectors	1000mm Length Mc4 Connectors
Application Class	Class A (Safety Class II)
Superstrate	3.2mm High Transmission Low Iron Tempered Glass, AR Coated
Cells	60 Cells, 5BB Cells, Poly
Cell Encapsulant	EVA Fast Curing
Back Sheet	Composite Film
Frame	Anodized Al Alloy Type 6063
Mechanical Load Test	5400 PA

Dimensions

in mm



ModuleName: ASPV280ARKI



Warranty and Certifications

Product Warranty**	10 Years
Performance warranty**	Linear power warranty for 25 Years
Approvals and Certificates	IEC 61215, IEC 61730 Part 1 & 2



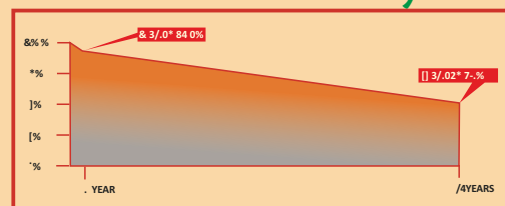
IS 14286:2010
IS 61730
IS 61730 (2)



R-96003573



Performance warranty



Packaging Information

Container	20'GP	40'GP	40'HC
Pallets/Container	10	12	24
Pieces/Container	250	300	600

Antu Poly Crystalline Series,36 Cell Modules

Electrical Data

All data refers to STC [AM 1.5, 1000 W/m², 25°C]

Peak Power P _{max} (Wp)	150	320
Maximum Voltage V _{mpp} (V)	19.08	40.09
Maximum Current I _{mp} (A)	7.9	8.01
Open Circuit Voltage V _{oc} (V)	22.88	46.65
Short Circuit Current I _{sc} (A)	8.6	8.69
Module Efficiency (%)	17.1	16.83

1) STC:1000W/m² irradiance, 25°C cell temperature, AM1.5g spectrum according to EN 60904-3.
Average relative efficiency reduction of 5% at 200W/m² according to EN 60904-1.

Temperature Coefficients (Tc)

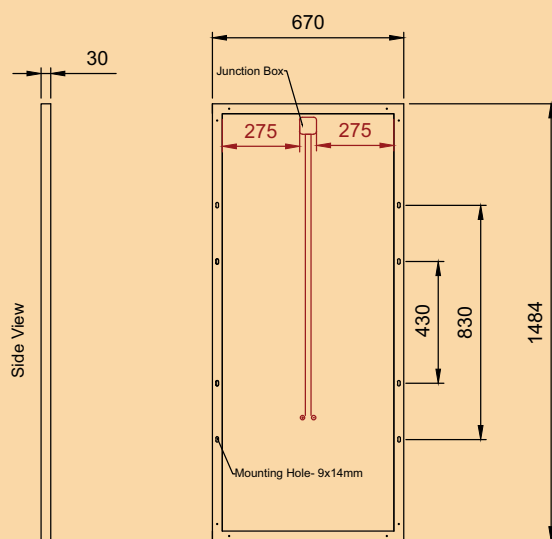
permissible operating conditions

Tc of Open Circuit Voltage (β)	-0.31%/C
Tc of Short Circuit Current (α)	0.0402%/C
Tc of Power (γ)	-0.426%/C
Maximum System Voltage	1000V
NOCT	45C + 2C
Temperature Range	-40C TO +85C

Mechanical Data

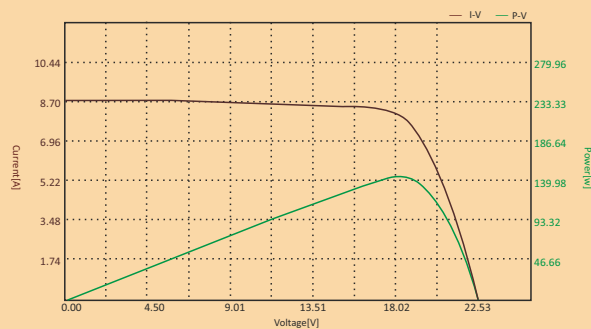
Length X Width X Height	1484 x 670 x 30
Weight	5.2 Kgs
Junction Box	IP 68, 3By Pass Diodes
Cable & Connectors	1000mm Length Mc4 Connectors
Application Class	Class A (Safety Class II)
Superstrate	3.2mm High Transmission Low Iron Tempered Glass, AR Coated
Cells	36 Cells, 5BB Cells, Poly
Cell Encapsulant	EVA Fast Curing
Back Sheet	Composite Film
Frame	Anodized Al Alloy Type 6063
Mechanical Load Test	5400 PA

Dimensions in mm



Back View

ModuleName: ASPV150ANTU



Warranty and Certifications

Product Warranty**	10 Years
Performance warranty**	Linear power warranty for 25 Years
Approvals and Certificates	IEC 61215, IEC 61730 Part 1 & 2



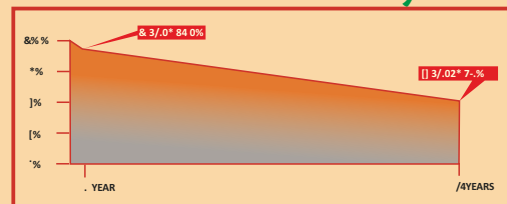
IS 14286:2010
IS 61730
IS 61730 (2)



R-96003573




Performance warranty



Packaging Information

Container	20'GP	40'GP	40'HC
Pallets/Container	10	12	24
Pieces/Container	250	300	600

Aton Solar Panel



**H .O. : Urbtech NPX, Sec.-153,
NOIDA (U.P) - 201310**

Email: info@atonsolar.in

Web: www.atonsolar.in

Phone No.:+91-8447778787

